

JINGLE

ZIN646.1900

Built-in thermostatic shower mixer and 2/3 way div



1/2" built-in thermostatic shower mixer and 2/3 way diverter with water on/off function. 5,2 GPM @ 43,5 PSI

R97810.1900

Rough-in _ 2 way thermostatic mixer












R97815.1900

Rough-in _ 3 way thermostatic mixer

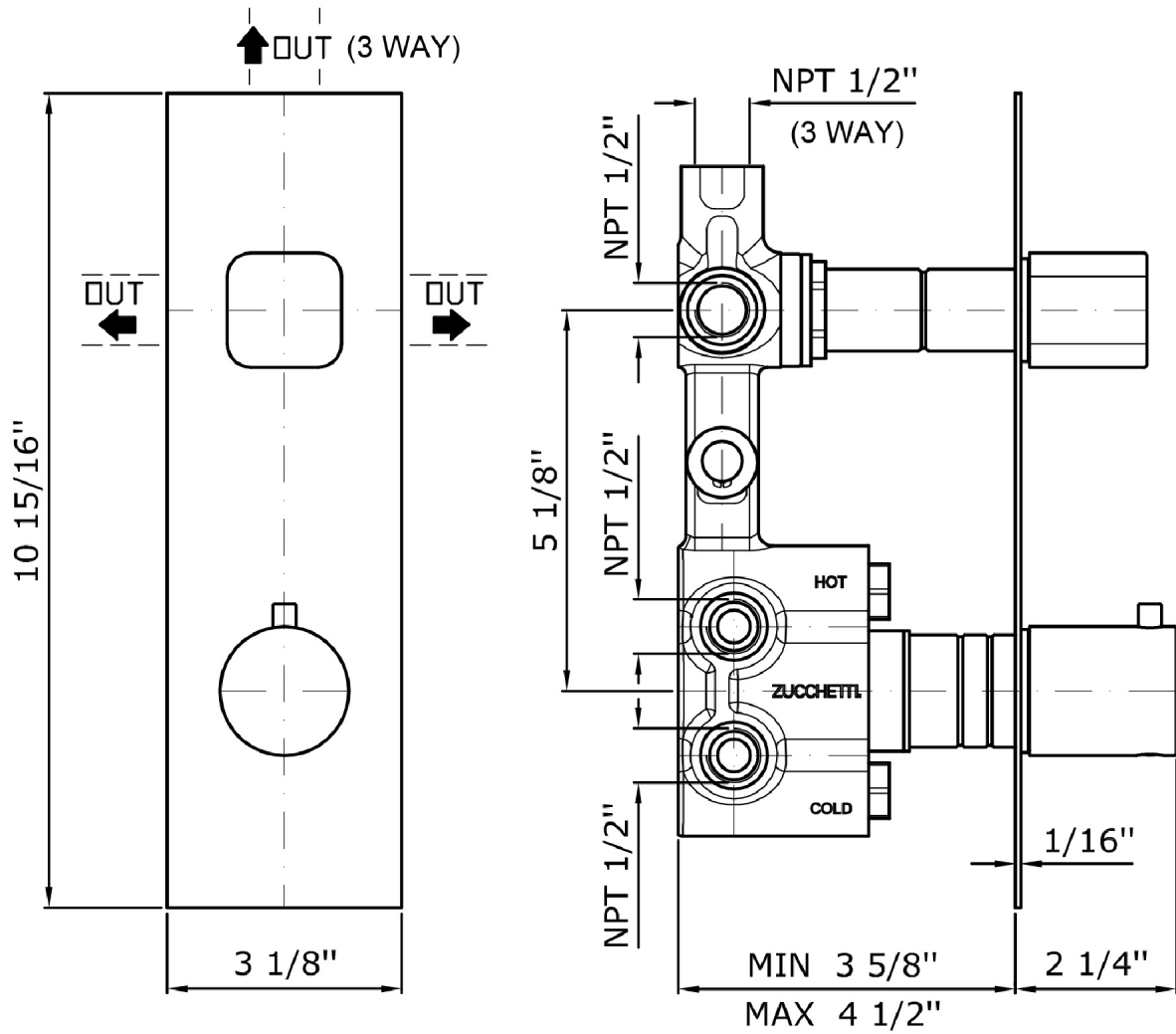


Finiture / Finishes

						
Chrome	Brushed Nickel	Polished Nickel	Gold	Brushed Gold	Metal Black	Brushed Metal Black
						
Embossed Matt White	Embossed Matt Black					

JINGLE

ZIN646.1900 Disegno Complessivo / Overall Drawing



JINGLE

ZIN646.1900

Certificazioni / Certifications

USA

IAPMO

JINGLE

ZIN646.1900

Pesi e Misure / Weights and Sizes

Peso (Kg) Weight (lb)	1,37 (Kg)	3,02 (lb)
Volume test (dc3) - (in3)	5,68 (dc3)	346,61 (in3)
h (mm) - (in)	75,00 (mm)	2,95 (in)
L1 (mm) - (in)	180,00 (mm)	7,09 (in)
L2 (mm) - (in)	420,00 (mm)	16,54 (in)

