



River Falls™

Top-mount Utility Sink

K-6657-1

Features

- 27-inch minimum base cabinet width.
- Single bowl with integral washboard.
- 14-1/4-inch depth provides generous workspace.
- Single faucet hole.
- Includes wire rack and soaking pan.

Material

- KOHLER® enameled cast iron.

Installation

- Top-mount

Recommended Products/Accessories

- K-9000 P-Trap
- K-8801 Sink Strainer
- K-8799 Sink Strainer

Included Components

- Additional Components:
- Wire rack
 - soaking pan



Codes/Standards










ASME A112.19.1/CSA B45.2

KOHLER® Enameled Cast Iron Kitchen Sink Lifetime Limited Warranty

See website for detailed warranty information.

Available Colors/Finishes

Color tiles intended for reference only.

Color	Code	Description
	0	White
	FF	Sea Salt™
	96	Biscuit
	47	Almond
	FD	Cane Sugar™
	95	Ice™ Grey
	K4	Cashmere
	20	Suede
	7	Black Black™

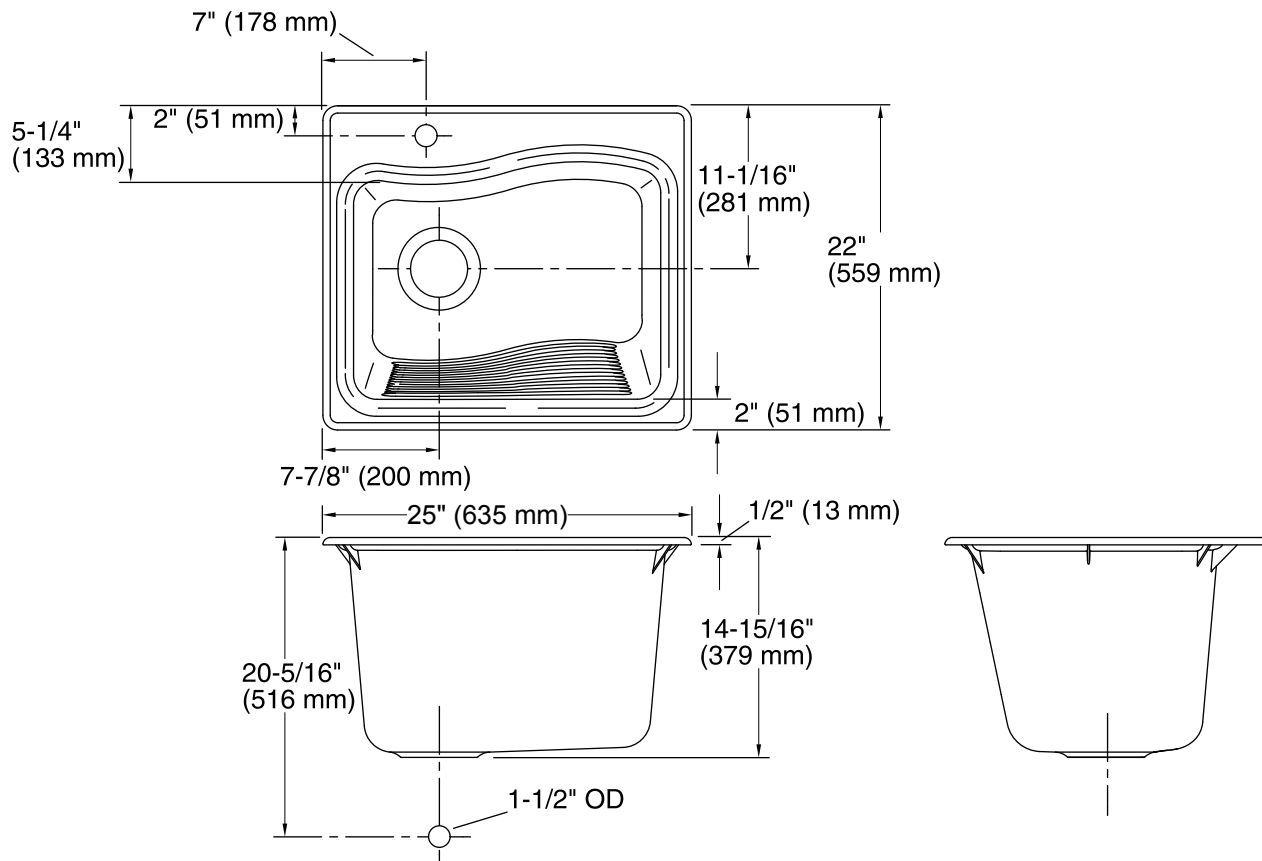
1-800-4KOHLER (1-800-456-4537)

Kohler Co. reserves the right to make revisions without notice to product specifications.

For the most current Specification Sheet, go to www.kohler.com.

9-7-2019 12:23 - US/CA

THE BOLD LOOK
OF **KOHLER**®



Technical Information

All product dimensions are nominal.

Bowl configuration:	Single
Installation:	Top-mount
Min. base cabinet width:	27" (686 mm)
Bowl area:	Length: 21-1/2" (546 mm) Width: 14-3/4" (375 mm) Bowl depth: 14-1/4" (362 mm)
Number of deck holes:	1
Faucet hole(s):	1-3/8" (35 mm)
Drain hole:	3-5/8" (92 mm)
Template:	1079984-7, required, included

Notes

Install this product according to the installation instructions.