

# SOLO 6630

DESIGNER COLLECTION

# H | S

## PVC SYSTEMS INCLUDE:


- 6 Fully directional adjustable flow PVC jets
- Anti-vortex safety suction
- Color matched system trim
- HydroOzone ozone sanitation system
- Rigid PVC piping
- Self draining pump and system
- Soft Touch electronic on/off control with 30-minute integral times
- 2.25 HP single speed pump
- Cable waste and overflow



Standard Grab Bar



Linear Integral Waste and Overflow



Chromatherapy-LED Lighting System

## OPTIONS: [\(MORE INFORMATION AVAILABLE ON OUR WEBSITE\)](#)

- Additional Jets
  - Directional or Swirling
- Back Masseur Systems
- Chromatherapy-LED Lighting System
- Custom Jet and Pump Location
- Electronic Low Water Protection
- Extra High Density
- Grab Bars
  - Standard or Universal
- Hydro Coat
- Hydro Express Quick Ship
- Hydro Fusion
- Hydro Indulge
- HydrOzone UV System
- In-line Heater
- Integral Waste and Overflow
  - Round or Linear
- Jumbo Jets
  - Directional or Rotating
- Micro Mount
- Micro Therapy Jets
- Neck Masseur Pillow
- Skirt (1-4 sided)
- Tile Flanges (1-4 sided)

## STANDARD ELECTRICAL REQUIREMENTS:

- Whirlpool System | One 20 Amp Dedicated Circuit
- Thermal Air System | One 15 Amp Dedicated Circuit
- Combo System | One 15 Amp Dedicated Circuit and One 20 Amp Dedicated Circuit
- Indulge System | One 15 Amp Dedicated Circuit
- Hydro Fusion (600 or 1500 Watts) | One 15 Amp Dedicated Circuit
- Inline Heater (600 or 1500 Watts) | One 15 Amp Dedicated Circuit

*\*All electrical components come standard at 115 volts\**

*\*All electrical circuits must be GFCI protected\**

**HYDRO SYSTEMS**  
Family Owned And Operated Since 1978

29132 Avenue Paine, Valencia, CA, 91355  
661.775.0686 | [hydrosystem.com](http://hydrosystem.com)

# SOLO 6630

# H|S

DESIGNER COLLECTION

## As SHOWN:

Whirlpool option

## FEATURES SHOWN:

- Overflow location
- Standard jet location

## ALSO AVAILABLE:

- Soaking tub only
- Thermal Air
- Combo

## BACKSLOPE:

37 degrees

## WATER CAPACITY:

55 Gallons

## WEIGHT:

60-100 Pounds depending on system

## DROP-IN INSTALLATION DIMENSIONS:

- (L)ength- 64"
- (W)idth- 28"
- Finish (H)eight- 18-1/4"

## WALL INSTALLATION DIMENSIONS:

- (L)ength- 66"
- (W)idth- 30"
- Top of Ledger- 19-3/4"

## INSTALLATION TIPS:

- When adding integral linear drain p-trap location is now below waste
- Adding multiple systems/options may require equipment to stick out from tub deck or be installed remotely

## CODES AND COMPLIANCES

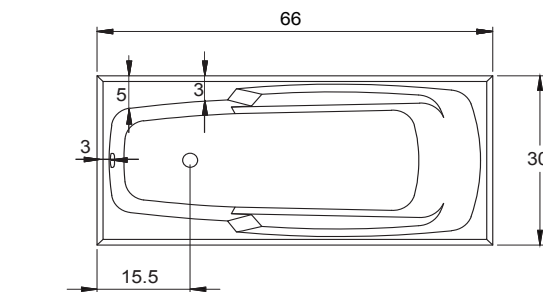
Massachusetts code File no: P1-0614-491



\*Tub must be set in mortar base\*

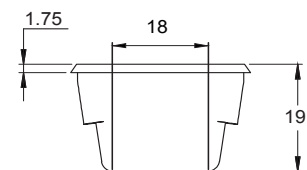
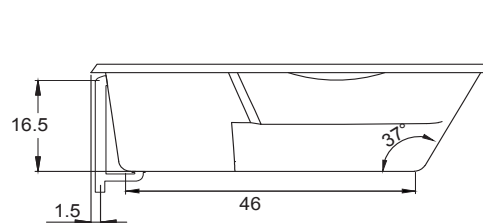
## ACRYLIC TUB

- Acrylic models finished in 1/8" thick layer of deep lustrous acrylic
- Pre-wired pump on pump platform (standard pump location only)
- Integral E-Z level platform facilitates installation
- Micro mount reduces lip height by approximately 3/8" to 5/8"
- Micro mount requires increase in framing height by an additional 1-1/4"
- Installation videos available on our [website](#).



## Optional Equipment Dimensions

- Whirlpool Pump: 12"(H) x 16"(L)
- Thermal Air Blower: 5"(H) x 11"(L)
- Hydro Fusion: 7"(H) x 15.5"(L)
- Hydro Indulge: 11"(H) x 19"(L)



HYDRO SYSTEMS  
Family Owned And Operated Since 1978

29132 Avenue Paine, Valencia, CA, 91355  
661.775.0686 | [hydrosystem.com](http://hydrosystem.com)

All specifications and options subject to change without notice please contact a Hydro Systems representative for more information. Certain options or altering the pump/blower location may cause the pump/blower to extend beyond the tub decking. For cutout dimensions wait for unit to arrive. All specifications subject to change without notice.