

**SPECIFICATIONS**


**Features/Benefits**

- 1.5 gpm (5.7 L/min) Max Flow @ 80 psi (D460051)
- 1.75 gpm (6.6 L/min) Max Flow @ 80 psi (D460052)
- 2.0 gpm (7.6 L/min) Max Flow @ 80 psi (D460053)
- Single Function Showerhead
- Pressure Manifold™ Technology Maximizes Performance
- Air Injection™ Technology
- Brass Ball Joint with Polymer Shell
- Easy Clean Nozzles



**Available Color/Finishes**

Color	Description
-------	-------------

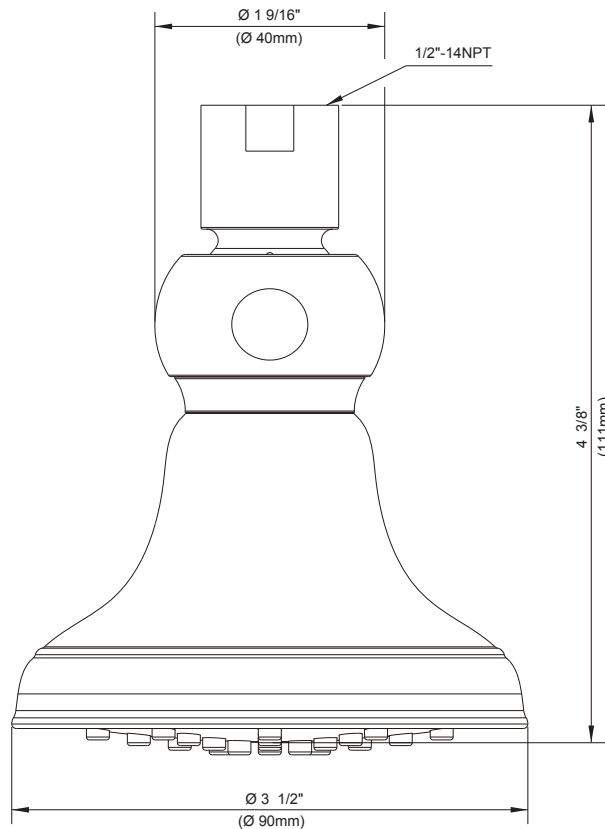
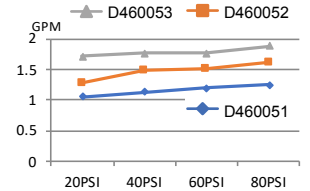
	<b>Chrome</b>
---	---------------

Please see [gerberonline.com](http://gerberonline.com) or current price list for available finishes. Finish is defined by additional suffix.

**Standards & Certifications**



**Flow Rate**



**Submittal Information:**

Name: \_\_\_\_\_ Contractor: \_\_\_\_\_  
 Location: \_\_\_\_\_ Contact #: \_\_\_\_\_