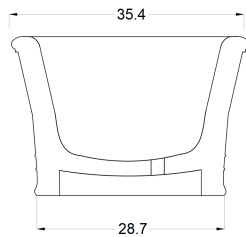
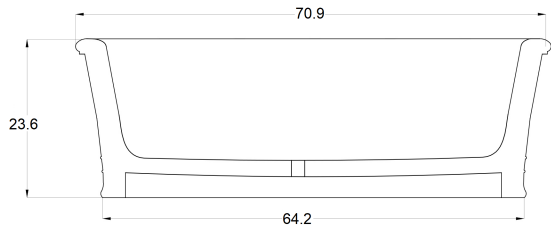
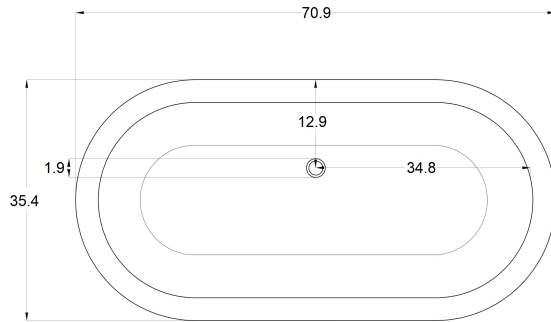


SPECIFICATIONS

Matte Finish item# 10DW105
Gloss Finish item# 10DG105



TOP VIEW



FRONT VIEW



SIDE VIEW

Recommended Tub Drain for Internal Overflow

Chrome finish [11CC500]
Matte White finish [11CW500]



Suggested Basin

NERINA 15TW113



Dimensions : LWH 71" x 35" x 24"
Waste to floor : 3.7"
Water Capacity : 79 gallons
Edge / Rim width : 3.5"
Waste diameter : 2"
Weight : 264 lbs

Overflow : Internal Overflow included
Max Water : 18" to overflow
Material : 100% DADOquartz
Color : White
Finish : Gloss or Matte
Warranty : Lifetime